


MHDS LED

Stainless Steel LED Lighting for Hazardous Locations

- Class I, Division 2, Groups A, B, C & D
- Class II, Division 2, Groups F & G
- Class III
- UL 844 Hazardous Locations
- UL 1598A Marine Outside Type
- UL 1598 Wet Locations
- UL 8750 LED Safety
- Tested to LM 79 & LM 80
- CSA C22.2 #137
- CSA C22.2 #213
- 55° C Ambient Temperature
- NEMA 4X
- IP66




713.943.0340 | azz.com/rigalite

MHDS

Stainless Steel LED Lighting for Hazardous Locations

Key Features:

- 1 Heavy-duty, continuous seam welded 1/16" thick housing
- 2 Impact resistant 1/8" thick lens with reinforced corners
- 3 Convenient component assembly-tray held captive by two nylon coated stainless steel cables
- 4 Toolless, cage-clamp terminal block
- 5 Two 3/4" NPT conduit hubs
- 6 Field replaceable LED circuit boards and drivers with quick disconnects
- 7 Toolless entry via over-the-center cam latches



Additional Features:

- Vibration dampening, factory-installed mounting feet
- Dimmable driver
- 4kV surge protection (10kV option available)
- Optional polycarbonate lens
- Stainless steel 45-degree, fixed-wall mounting kit available
- 5-year warranty

Standard Materials:

- Body: Type 304 Stainless steel (Optional type 316)
- Gasket: One-piece silicone
- Lens: Acrylic
- Hubs (2): A360 Aluminum (less than .4% copper content)
- Latches: Stainless steel
- Mounting feet: Stainless steel
- Hardware: Stainless steel

LED
MHDS

Stainless Steel LED Lighting for Hazardous Locations

Catalog Number Logic

MHDS 07-L2- 4 -U-XX

① ② ③ ④ ⑤ ⑥

1 BASIC LUMINAIRE
MHDS Stainless Steel LED
Class I, Division 2, Groups A, B, C and D
Class II, Division 2 Groups F & G
Class III
UL 844 Hazardous Locations
UL 1598A Marine Outside Type
CSA C22.2 #137; C22.2 #213
UL 8750 LED Safety
Tested to LM 79 & LM 80
55° C Ambient Temperature
IP66

2 LAMP CURRENT/LAMP WATTAGE
07 = 74 Watt

3 LAMP TYPE
L2 = LED (4000K CCT)

4 NOMINAL FIXTURE LENGTH
4 = Four Foot

5 VOLTAGE/FREQUENCY
U = 120 - 277V 50/60 HZ
A = 120V 60HZ¹
B = 220 - 240V 50/60HZ¹
C = 277V 60Hz¹

6 OPTIONS¹
P = Polycarbonate Lens
FB = Fuse Block¹
TW = Thru Wire
Cable Installations Only
PM = Pendant Mount
SP = Increased Surge Protection, 10kV
30 = 3000K CCT
35 = 3500K CCT
50 = 5000K CCT

¹ Specify voltage when option FB is needed. When option FB is selected, one fuse is provided for 120 and 277V. Two fuses are provided for 220-240V. Fuse option not available for marine listed fixtures, or for fixtures listed for use in Canada.

Catalog logic is for explaining catalog number structure only. Not all combinations are possible; consult factory for catalog numbers not listed in charts.



LED MHDS

Stainless Steel LED Lighting for Hazardous Locations

MHDS07L24U Candlepower Distribution

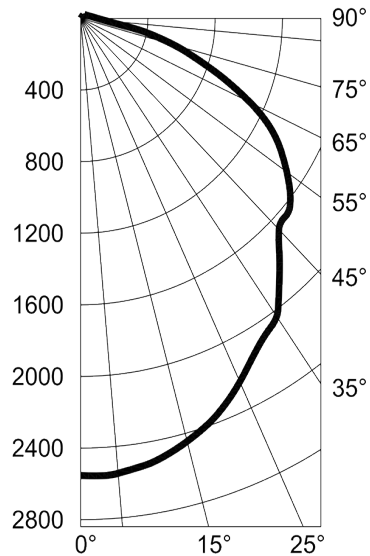
	0	15	30	45	60	75	90
0	2553	2553	2553	2553	2553	2553	2553
5	2523	2527	2536	2540	2544	2545	2551
10	2495	2496	2509	2510	2506	2508	2514
15	2423	2432	2445	2455	2445	2438	2446
20	2345	2354	2358	2358	2363	2351	2360
25	2235	2244	2256	2252	2249	2238	2240
30	2113	2120	2120	2124	2107	2109	2115
35	1964	1968	1978	1963	1981	2020	2033
40	1803	1807	1809	1815	1858	1845	1841
45	1619	1622	1624	1661	1649	1643	1668
50	1421	1424	1447	1457	1546	1621	1626
55	1213	1219	1250	1343	1447	1496	1497
60	1023	1035	1088	1262	1273	1302	1343
65	810	835	981	1051	1193	1138	1113
70	611	656	821	936	866	843	827
75	430	503	650	631	599	583	574
80	271	343	403	386	343	320	316
85	132	178	189	162	149	145	145
90	64	88	104	104	101	99	99
95	68	73	85	85	81	78	78
100	63	64	81	81	77	73	72
105	56	58	69	78	75	72	71
110	49	51	58	67	69	68	67
115	41	43	51	53	57	60	60
120	34	35	43	46	47	50	51
125	29	29	36	43	43	42	43
130	25	25	31	38	41	41	41
135	23	23	27	32	37	40	40
140	22	21	24	29	31	34	35
145	21	20	21	26	28	30	31
150	0	0	0	0	0	0	0

Coefficients of Utilization

Effective Floor Cavity Reflectance 0.20

% Effective Ceiling Cavity Reflectance rcc	80				70				50				30				10				0
	70	50	30	10	70	50	30	10	50	30	10	50	30	10	50	30	10	50	30	10	0
Room Cavity Ratio RCR																					
Effective Floor Cavity Reflectance 20%																					
0	118	118	118	118	115	115	115	115	109	109	109	104	104	99	99	99	99	96			
1	107	102	98	94	104	100	95	92	95	91	88	90	87	85	86	84	82	79			
2	97	89	81	76	94	86	80	74	82	77	72	78	74	70	75	71	68	65			
3	88	77	69	62	86	76	68	62	72	65	60	69	63	58	66	61	57	55			
4	81	68	59	53	78	67	58	52	64	57	51	61	55	50	58	53	49	46			
5	74	61	52	45	72	60	51	45	57	50	44	55	48	43	52	47	42	40			
6	68	55	46	39	66	54	45	39	51	44	38	49	43	38	48	42	37	35			
7	63	50	41	35	61	49	40	34	47	39	34	45	38	33	43	37	33	31			
8	59	45	37	31	57	44	36	31	43	35	30	41	35	30	40	34	29	27			
9	55	42	33	28	53	41	33	27	39	32	27	38	31	27	37	31	26	25			
10	52	38	30	25	50	38	30	25	36	29	25	35	29	24	34	28	24	22			

Photometric Data



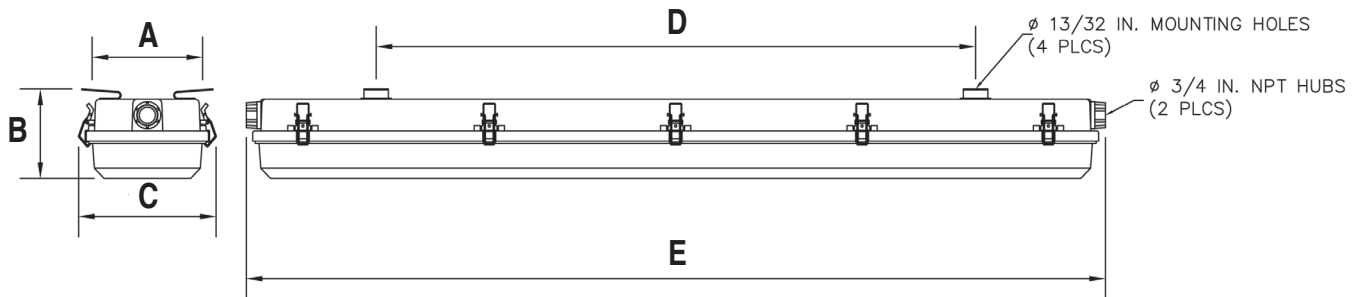
LED MHDS

Stainless Steel LED Lighting for Hazardous Locations

Certification Guide

Model	Length	Wattage	Operating Voltage	Total Lumens	Lumen per Watt	CRI	CCT	Ambient Temperature	Class I, Div. 2, Group A, B, C & D	Class II, Div. 2, Group F & G Class III	Supply Wire Suitable Temperature, °C
MHDS07L24U	4 ft	74W	120V - 277V 50/60 Hz	7794	104	84	4146	-20°C < Tamb < 55°C	T5	T5	105°C

Fixture Dimension (inches)



Nominal Fixture Length	Dimensions (inches)					Boxed Weight	Shipping Volume (Boxed Fixture)
	A	B	C	D	E		
4 ft. models	6.88	5.00	7.88	36.63	53.13	25.5 lbs.	2.0 cu. ft.

Accessories



Fixed Mounting Kit

Stainless Steel Fixed 45°
Catalog Number: 53070
Shipping Weight: 2 lbs.